

HSBC Global Investment Funds

GLOBAL HIGH YIELD BOND

Marketing communication | Monthly report 31 May 2025 | Share class AM3HEUR



Investment objective

The Fund aims to provide capital growth and income by investing in a portfolio of non-investment grade bonds (denominated in US dollars).



Investment strategy

The Fund is actively managed.

In normal market conditions, the Fund will invest at least 90% of its assets in non-investment grade bonds and other high yielding bonds (including unrated bonds) issued or guaranteed by governments, government-related entities, state sponsored enterprises, local or regional governments, supranational entities and by companies.

The Fund may invest up to 30% in investment grade bonds to manage liquidity and up to 10% in asset-backed securities.

The Fund may invest up to 10% in onshore Chinese bonds.

Companies and/or issuers considered for inclusion within the Fund's portfolio will be subject to excluded activities in accordance with HSBC Asset Management's Responsible Investment Policies

The Fund may invest up to 10% in securities issued by or guaranteed by any single government issuer with a credit rating below investment grade.

The Fund may invest up to 10% in convertible bonds and up to 15% in contingent convertible securities.

The Fund may invest up to 10% in other funds.

The Fund will normally hedge non-USD exposures into USD. The exposure to non-USD currencies will be up to 20% of assets.

See the Prospectus for a full description of the investment objectives and derivative usage.



Main risks

- The Fund's unit value can go up as well as down, and any capital invested in the Fund may be at risk.
- The Fund invests in bonds whose value generally falls when interest rates rise. This risk is typically greater the longer the maturity of a bond investment and the higher its credit quality. The issuers of certain bonds, could become unwilling or unable to make payments on their bonds and default. Bonds that are in default may become hard to sell or worthless.
- The Fund may invest in Emerging Markets, these markets are less established, and often more volatile, than developed markets and involve higher risks, particularly market, liquidity and currency risks.

Share Class Details

Key metrics

NAV per Share	EUR 7.40
Performance 1 month	0.87%
Yield to maturity	6.42%

Fund facts

UCITS V compliant	Yes
Dividend treatment	Distributing
Distribution Frequency	Monthly
Dividend ex-date	28 May 2025
Dividend Yield ¹	5.19%
Last Paid Dividend	0.026033
Dealing frequency	Daily
Valuation Time	17:00 Luxembourg
Share Class Base Currency	EUR
Domicile	Luxembourg
Inception date	20 July 2012
Fund Size	USD 1,053,273,091
Managers	Ricky Liu

Fees and expenses

Minimum Initial Investment	USD 5,000
Ongoing Charge Figure ²	1.360%

Codes

ISIN	LU0780247630
Bloomberg ticker	HSDBAME LX

¹Dividend Yield: represents the ratio of distributed income over the last 12 months to the fund's current Net Asset Value.

²Ongoing Charges Figure is an estimate due to a change of fee structure.

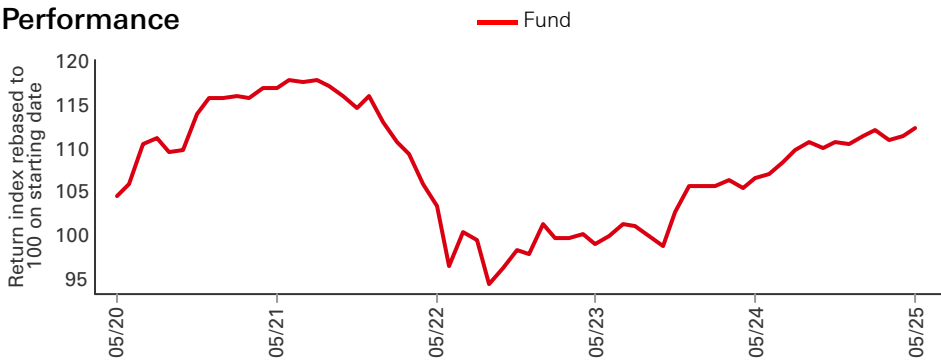
Past performance does not predict future returns. The figures are calculated in the share class base currency, dividend reinvested, net of fees.

This is a marketing communication. Please refer to the prospectus and to the KID before making any final investment decisions.

Reference Performance Benchmark: ICE BofA BB-B Developed Market High Yield Constrained Index since 03 July 2023. Before that, the benchmark was 100% ICE BofA Global High Yield BB-B Constrained (USD Hedged; net of transaction costs).

Source: HSBC Asset Management, data as at 31 May 2025

Performance



Performance (%)	YTD	1 month	3 months	6 months	1 year	3 years ann	5 years ann
AM3HEUR	1.71	0.87	0.26	1.41	5.56	2.84	1.49

Rolling Performance (%)	31/05/24-31/05/25	31/05/23-31/05/24	31/05/22-31/05/23	31/05/21-31/05/22	31/05/20-31/05/21
AM3HEUR	5.56	7.49	-4.14	-11.60	11.99

3-Year Risk Measures	AM3HEUR	Reference benchmark	5-Year Risk Measures	AM3HEUR	Reference benchmark
Volatility	7.17%	--	Volatility	6.81%	--
Sharpe ratio	0.01	--	Sharpe ratio	0.01	--

Fixed Income Characteristics	Fund	Reference benchmark	Relative
No. of holdings ex cash	431	2,305	--
Average coupon rate	6.81	6.11	0.70
Yield to worst	5.93%	6.27%	-0.34%
Option Adjusted Duration	2.85	2.92	-0.07
Modified Duration to Worst	3.11	3.07	0.03
Option Adjusted Spread Duration	3.11	2.94	0.17
Average maturity	3.95	3.70	0.25
Average Credit Quality	BB/BB-	BB-/B+	--
Issuers number	292	1068	--

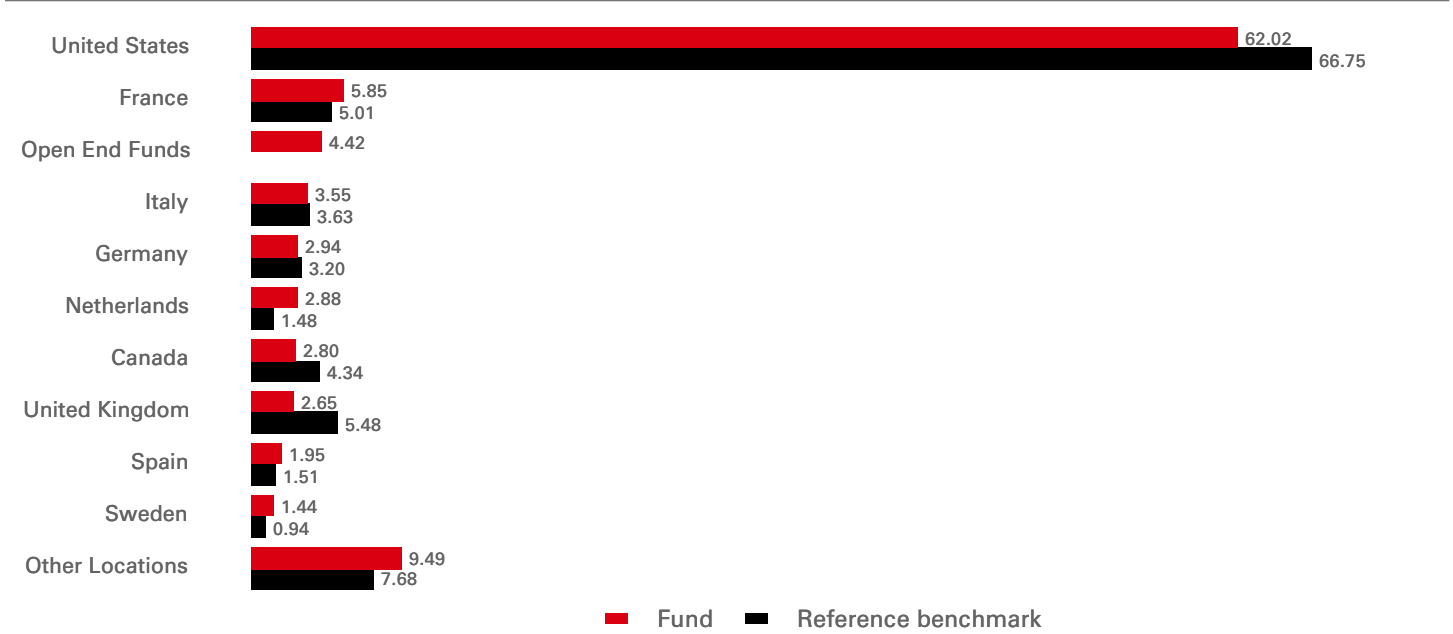
Credit rating (%)	Fund	Reference benchmark	Relative	Sleeve Maturity Breakdown (%)	Fund	Reference benchmark	Relative
BBB	7.12	1.47	5.65	USD	70.59	75.75	-5.16
BB	55.42	58.89	-3.47	EUR	22.83	23.96	-1.14
B	32.35	37.31	-4.96	Overlay	6.59	--	6.59
CCC	2.72	1.91	0.81	Emerging Markets	0.00	0.29	-0.29
NR	0.14	0.02	0.12				
Cash	2.25	0.39	1.86				

Past performance does not predict future returns. The figures are calculated in the share class base currency, dividend reinvested, net of fees.
 The benchmark data is that of the reference benchmark of the fund, as this data is calculated at fund level rather than share class level.
 The reference benchmark of the fund is 100% ICE BofA BB-B Developed Market High Yield Constrained Index (USD Hedged)
 Source: HSBC Asset Management, data as at 31 May 2025

Maturity Breakdown (Option Adjusted Duration)	Fund	Reference benchmark	Relative
0-2 years	0.21	0.23	-0.01
2-5 years	1.79	1.81	-0.03
5-10 years	0.75	0.78	-0.02
10+ years	0.10	0.11	-0.01
Total	2.85	2.92	-0.07

Currency Allocation (%)	Fund	Reference benchmark	Relative
USD	99.46	100.00	-0.54
EUR	0.51	--	0.51
GBP	0.03	--	0.03
HKD	0.00	--	0.00
MXN	0.00	--	0.00
ZAR	0.00	--	0.00
AUD	0.00	--	0.00
CHF	0.00	--	0.00
SGD	0.00	--	0.00
CAD	0.00	--	0.00
Other Currencies	0.00	--	0.00

Geographical Allocation (%)



Sector Allocation (%)	Fund	Reference benchmark	Relative
Consumer Cyclical	14.08	20.88	-6.80
Communications	13.59	14.88	-1.29
Financial Institutions	13.11	11.69	1.42
Capital Goods	10.57	9.46	1.12
Energy	9.82	9.33	0.49
Consumer Non cyclical	9.77	11.63	-1.86
Basic Industry	6.37	6.15	0.22
Technology	5.73	5.89	-0.17
Mutual Fund	4.42	--	4.42
Utility	4.05	3.86	0.19
Other Sectors	6.25	5.84	0.41
Cash	2.25	0.39	1.86

Top 10 Holdings	Weight (%)
CCO HOLDINGS LLC 7.375 01/03/31	1.25
TENET HEALTHCARE 6.125 01/10/28	0.68
WRANGLER HOLDCO 6.625 01/04/32	0.66
ELEC DE FRANCE 2.875	0.64
NRG ENERGY INC 6.000 01/02/33	0.63
FRONTIER COMMUNI 8.625 15/03/31	0.63
VENTURE GLOBAL L 9.875 01/02/32	0.62
NOVA CHEMICALS 9.000 15/02/30	0.62
SHIFT4 PAYMENTS 5.500 15/05/33	0.61
IRON MOUNTAIN 6.250 15/01/33	0.60

Risk Disclosure

- Derivatives may be used by the Fund, and these can behave unexpectedly. The pricing and volatility of many derivatives may diverge from strictly reflecting the pricing or volatility of their underlying reference(s), instrument or asset.
- Investment Leverage occurs when the economic exposure is greater than the amount invested, such as when derivatives are used. A Fund that employs leverage may experience greater gains and/or losses due to the amplification effect from a movement in the price of the reference source.
- Where overseas investments are held the rate of currency exchange may cause the value of such investments to go down as well as up.
- Further information on the potential risks can be found in the Key Information Document (KID) and/or the Prospectus or Offering Memorandum.

Index Disclaimer


Source ICE Data Indices, LLC ("ICE DATA"), is used with permission. ICE DATA, ITS AFFILIATES AND THEIR RESPECTIVE THIRD PARTY SUPPLIERS DISCLAIM ANY AND ALL WARRANTIES AND REPRESENTATIONS, EXPRESS AND/OR IMPLIED, INCLUDING ANY WARRANTIES OF MERCHANTABILITY OR FITNESS FOR A PARTICULAR PURPOSE OR USE, INCLUDING THE INDICES, INDEX DATA AND ANY DATA INCLUDED IN, RELATED TO, OR DERIVED THEREFROM. NEITHER ICE DATA, ITS AFFILIATES NOR THEIR RESPECTIVE THIRD PARTY SUPPLIERS SHALL BE SUBJECT TO ANY DAMAGES OR LIABILITY WITH RESPECT TO THE ADEQUACY, ACCURACY, TIMELINESS OR COMPLETENESS OF THE INDICES OR THE INDEX DATA OR ANY COMPONENT THEREOF, AND THE INDICES AND INDEX DATA AND ALL COMPONENTS THEREOF ARE PROVIDED ON AN "AS IS" BASIS AND YOUR USE IS AT YOUR OWN RISK. ICE DATA, ITS AFFILIATES AND THEIR RESPECTIVE THIRD PARTY SUPPLIERS DO NOT SPONSOR, ENDORSE, OR RECOMMEND HSBC Asset Management, OR ANY OF ITS PRODUCTS OR SERVICES.

Benchmark disclosure

The Investment Advisor will use its discretion to invest in securities not included in the reference benchmark based on active investment management strategies and specific investment opportunities. It is foreseen that a significant percentage of the Fund's investments will be components of the reference benchmark. However, their weightings may deviate materially from those of the reference benchmark. The deviation of the Fund's performance and underlying investments' weightings relative to the benchmark are monitored, but not constrained, to a defined range.

Source: HSBC Asset Management, data as at 31 May 2025

Follow us on:



For more information please contact us at Website:
mena.assetmanagement.hsbc.com

Glossary



mena.assetmanagement.hsbc.com/api/v1/download/document/lu0449509016/ae/en/glossary

Important Information

For Professional Clients and intermediaries within countries and territories set out below; This document should not be distributed to or relied upon by Retail clients/investors.

The value of investments and the income from them can go down as well as up and investors may not get back the amount originally invested. The capital invested in the fund can increase or decrease and is not guaranteed. The performance figures contained in this document relate to past performance, which should not be seen as an indication of future returns. Future returns will depend, inter alia, on market conditions, fund manager's skill, fund risk level and fees. Where overseas investments are held the rate of currency exchange may cause the value of such investments to go down as well as up. Investments in emerging markets are by their nature higher risk and potentially more volatile than those inherent in some established markets. Economies in Emerging Markets generally are heavily dependent upon international trade and, accordingly, have been and may continue to be affected adversely by trade barriers, exchange controls, managed adjustments in relative currency values and other protectionist measures imposed or negotiated by the countries and territories with which they trade. These economies also have been and may continue to be affected adversely by economic conditions in the countries and territories in which they trade. Mutual fund investments are subject to market risks, read all scheme related documents carefully.

The contents of this document may not be reproduced or further distributed to any person or entity, whether in whole or in part, for any purpose. All non-authorised reproduction or use of this document will be the responsibility of the user and may lead to legal proceedings. The material contained in this document is for general information purposes only and does not constitute advice or a recommendation to buy or sell investments. Some of the statements contained in this document may be considered forward looking statements which provide current expectations or forecasts of future events. Such forward looking statements are not guarantees of future performance or events and involve risks and uncertainties. Actual results may differ materially from those described in such forward-looking statements as a result of various factors. We do not undertake any obligation to update the forward-looking statements contained herein, or to update the reasons why actual results could differ from those projected in the forward-looking statements. This document has no contractual value and is not by any means intended as a solicitation, nor a recommendation for the purchase or sale of any financial instrument in any jurisdiction in which such an offer is not lawful. The views and opinions expressed herein are those of HSBC Asset Management at the time of preparation and are subject to change at any time. These views may not necessarily indicate current portfolios' composition. Individual portfolios managed by HSBC Asset Management primarily reflect individual clients' objectives, risk preferences, time horizon, and market liquidity. Foreign and emerging markets. Investments in foreign markets involve risks such as currency rate fluctuations, potential differences in accounting and taxation policies, as well as possible political, economic, and market risks. These risks are heightened for investments in emerging markets which are also subject to greater illiquidity and volatility than developed foreign markets. This commentary is for information purposes only. It is a marketing communication and does not constitute investment advice or a recommendation to any reader of this content to buy or sell investments nor should it be regarded as investment research. It has not been prepared in accordance with legal requirements designed to promote the independence of investment research and is not subject to any prohibition on dealing ahead of its dissemination. This document is not contractually binding nor are we required to provide this to you by any legislative provision.

All data from HSBC Asset Management unless otherwise specified. Any third-party information has been obtained from sources we believe to be reliable, but which we have not independently verified.

HSBC Asset Management is the brand name for the asset management business of HSBC Group, which includes the investment activities that may be provided through our local regulated entities. HSBC Asset Management is a group of companies in many countries and territories throughout the world that are engaged in investment advisory and fund management activities, which are ultimately owned by HSBC Holdings Plc. (HSBC Group). The above communication is distributed by the following entities: HSBC Global Asset Management MENA, which can distribute in the Middle East and North Africa region, and is a unit within HSBC Bank Middle East Limited, U.A.E Branch, PO Box 66 Dubai, UAE, regulated by the Central Bank of the U.A.E. and the Securities and Commodities Authority in the UAE under SCA license number 602004 for the purpose of this promotion and lead regulated by the Dubai Financial Services Authority. HSBC Bank Middle East Limited is a member of the HSBC Group and HSBC Global Asset Management MENA are marketing the relevant product only in a sub-distributing capacity on a principal-to-principal basis. HSBC Global Asset Management MENA may not be licensed under the laws of the recipient's country of residence and therefore may not be subject to supervision of the local regulator in the recipient's country of residence. One or more of the products and services of the manufacturer may not have been approved by or registered with the local regulator and the assets may be booked outside of the recipient's country of residence.