

HSBC Global Investment Funds

GLOBAL EQUITY SUSTAINABLE HEALTHCARE

Marketing communication | Monthly report 30 April 2025 | Share class XD



Investment objective

The Fund aims to provide long term capital growth and income by investing in a concentrated portfolio of shares of companies that may benefit from increasingly constrained healthcare budgets worldwide, while promoting ESG characteristics. The Fund qualifies under Article 8 of SFDR.



Investment strategy

The Fund is actively managed.

In normal market conditions, the Fund will invest at least 70% of its assets in shares (or securities similar to shares) of Healthcare Companies of any size, that are based in developed and emerging markets. Healthcare Companies have current and/or expected revenue exposure to sustainable healthcare products; they are determined by HSBC proprietary analysis process including sustainable healthcare scores.

Companies and/or issuers considered for inclusion within the Fund's portfolio will be subject to excluded activities in accordance with HSBC Asset Management's Responsible Investment Policies, which may change from time to time.

The Fund can invest up to 40% in China A and China B-shares, up to 10% in other funds, and may invest in bank deposits, money market instruments and funds for treasury purposes.

See the Prospectus for a full description of the investment objectives and derivative usage.



Main risks

- The Fund's unit value can go up as well as down, and any capital invested in the Fund may be at risk.
- The value of investible securities can change over time due to a wide variety of factors, including but not limited to: political and economic news, government policy, changes in demographics, cultures and populations, natural or human-caused disasters etc.
- The Fund may be concentrated in a limited number of securities, economic sectors and/or countries and as a result, may be more volatile and have a greater risk of loss than more broadly diversified funds.

Share Class Details

Key metrics

NAV per Share	USD 11.52
Performance 1 month	-0.06%
Volatility 3 years	14.78%

Fund facts

UCITS V compliant	Yes
Dividend treatment	Distributing
Distribution Frequency	Annually
Dividend ex-date	17 May 2024
Dividend Yield ¹	0.00%
Last Paid Dividend	0.000000
Dealing frequency	Daily
Valuation Time	17:00 Luxembourg
Share Class Base Currency	USD
Domicile	Luxembourg
Inception date	15 December 2021
Fund Size	USD 462,024,302
Reference benchmark	100% MSCI World Health Care Index (USD)
Managers	Michael Schroter Nathalie Flury

Fees and expenses

Minimum Initial Investment	USD 10,000,000
Ongoing Charge Figure ²	0.787%

Codes

ISIN	LU2324357982
Bloomberg ticker	HSESHXU LX

¹Dividend Yield: represents the ratio of distributed income over the last 12 months to the fund's current Net Asset Value.

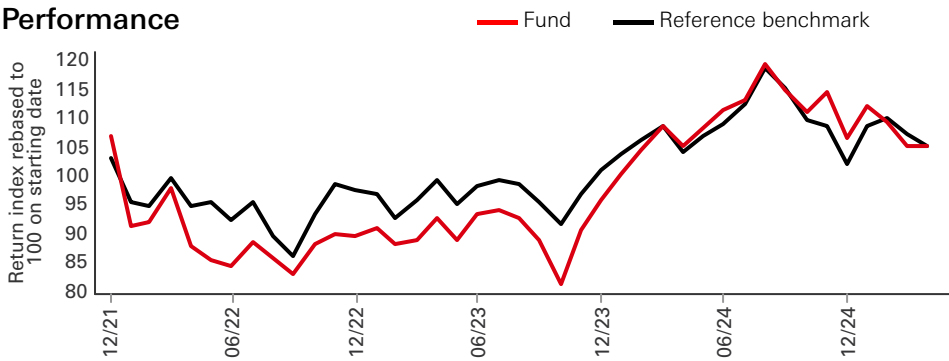
²Ongoing Charges Figure is based on expenses over a year. The figure includes annual management charge but not the transaction costs. Such figures may vary from time to time.

Past performance does not predict future returns. The figures are calculated in the share class base currency, dividend reinvested, net of fees.

This is a marketing communication. Please refer to the prospectus and to the KID before making any final investment decisions.

Source: HSBC Asset Management, data as at 30 April 2025

Performance

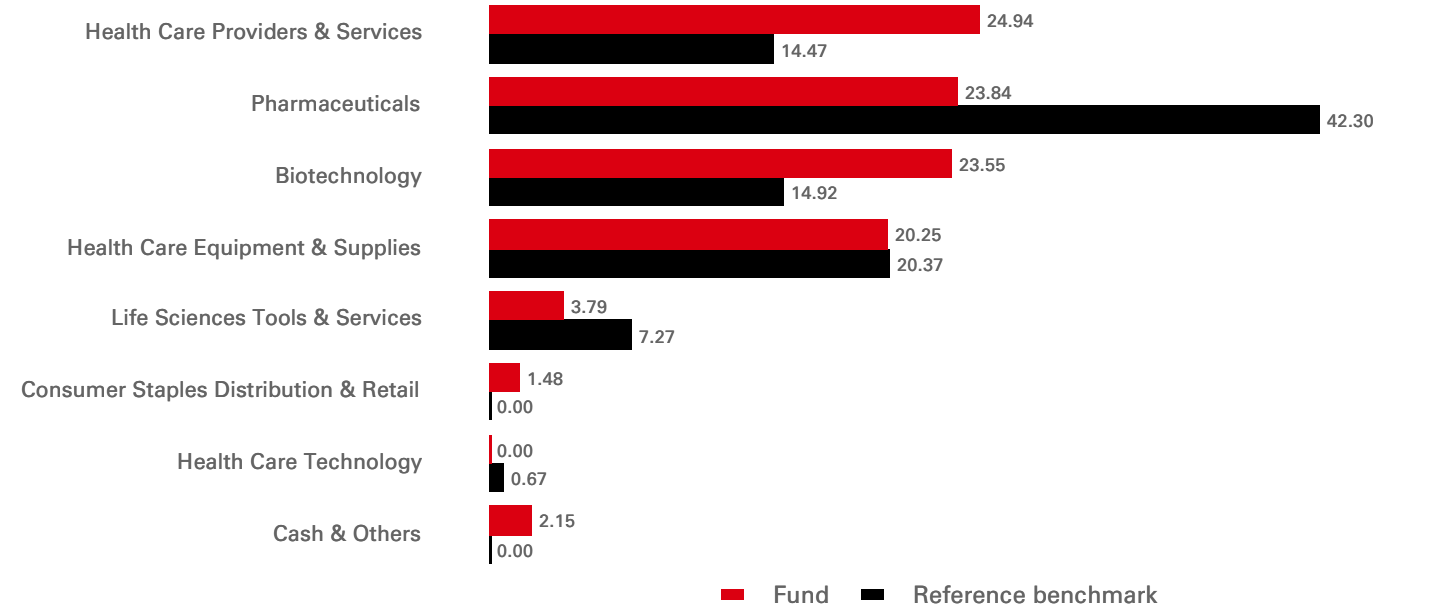


Performance (%)	YTD	1 month	3 months	6 months	1 year	3 years ann	5 years ann	Since inception ann
XD	-1.45	-0.06	-6.49	-5.44	-0.31	6.15	--	1.37
Reference benchmark	3.11	-1.89	-3.09	-4.01	1.02	3.55	--	1.46

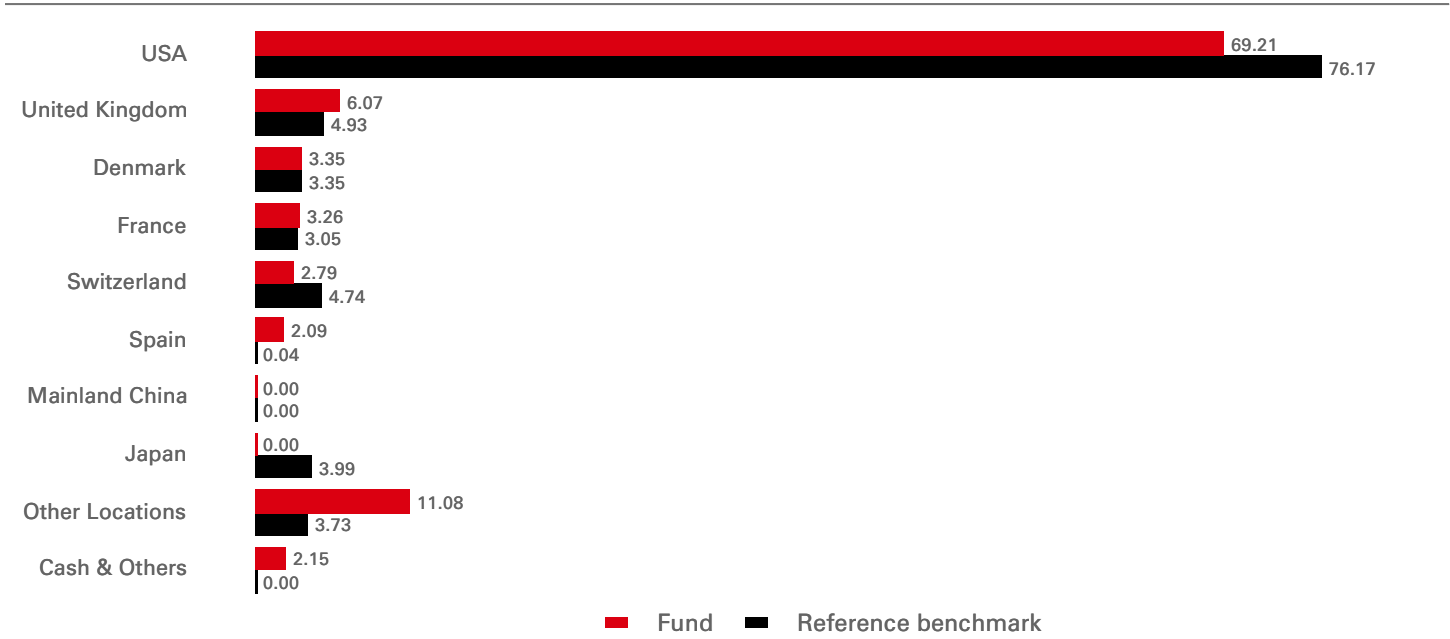
Rolling Performance (%)	30/04/24-30/04/25	30/04/23-30/04/24	30/04/22-30/04/23	30/04/21-30/04/22	30/04/20-30/04/21
XD	-0.31	13.85	5.38	--	--
Reference benchmark	1.02	5.17	4.52	--	--

Equity characteristics	Fund	Reference benchmark	3-Year Risk Measures	XD	Reference benchmark
No. of holdings ex cash	40	129	Volatility	14.78%	13.25%
Average Market Cap (USD Mil)	133,807,200,000	229,567,300,000	Information ratio	0.35	--
			Beta	0.96	--

Sector Allocation (%)



Geographical Allocation (%)



Top 10 Holdings	Sector	Weight (%)
ELI LILLY & CO	Pharmaceuticals	5.61
MCKESSON CORP	Health Care Providers and Services	5.11
CENCORA INC	Health Care Providers and Services	4.99
UNITEDHEALTH GROUP INC	Health Care Providers and Services	4.39
ASTRAZENECA PLC	Pharmaceuticals	3.68
VERTEX PHARMACEUTICALS INC	Biotechnology	3.48
SANOFI	Pharmaceuticals	3.26
BOSTON SCIENTIFIC CORP	Health Care Equipment and Supplies	3.14
ARGENX SE - ADR	Biotechnology	3.06
GILEAD SCIENCES INC	Biotechnology	2.92

Sustainability indicators	Fund	Reference benchmark
Sustainalytics healthcare score - cost savings*	0.31	--
Sustainalytics healthcare score - clinical outcomes**	0.68	--

*A proprietary cost savings measure based on in-depth assessment with active engagement.
 **dfg

Risk Disclosure

- Derivatives may be used by the Fund, and these can behave unexpectedly. The pricing and volatility of many derivatives may diverge from strictly reflecting the pricing or volatility of their underlying reference(s), instrument or asset.
- Investment Leverage occurs when the economic exposure is greater than the amount invested, such as when derivatives are used. A Fund that employs leverage may experience greater gains and/or losses due to the amplification effect from a movement in the price of the reference source.
- Where overseas investments are held the rate of currency exchange may cause the value of such investments to go down as well as up.
- Further information on the potential risks can be found in the Key Information Document (KID) and/or the Prospectus or Offering Memorandum.

Index Disclaimer


Source: MSCI. The MSCI information may only be used for your internal use, may not be reproduced or disseminated in any form and may not be used as a basis for or a component of any financial instruments or products or indices. None of the MSCI information is intended to constitute investment advice or a recommendation to make (or refrain from making) any kind of investment decision and may not be relied on as such. Historical data and analysis should not be taken as an indication or guarantee of any future performance analysis, forecast or prediction. The MSCI information is provided on an "as is" basis and the user of this information assumes the entire risk of any use made of this information. MSCI, each of its affiliates and each other person involved in or related to compiling, computing or creating any MSCI information (collectively, the "MSCI Parties") expressly disclaims all warranties (including, without limitation, any warranties of originality, accuracy, completeness, timeliness, non-infringement, merchantability and fitness for a particular purpose) with respect to this information. Without limiting any of the foregoing, in no event shall any MSCI Party have any liability for any direct, indirect, special, incidental, punitive, consequential (including, without limitation, lost profits) or any other damages. (www.msci.com)

Benchmark disclosure

The Investment Advisor will use its discretion to invest in securities not included in the reference benchmark based on active investment management strategies and specific investment opportunities. It is foreseen that the reference benchmark will not be used as a universe from which to select securities.

Source: HSBC Asset Management, data as at 30 April 2025

Follow us on:



For more information please contact us at Website:
mena.assetmanagement.hsbc.com

Glossary



mena.assetmanagement.hsbc.com/api/v1/download/document/lu0449509016/ae/en/glossary

Important Information

For Professional Clients and intermediaries within countries and territories set out below; This document should not be distributed to or relied upon by Retail clients/investors.

The value of investments and the income from them can go down as well as up and investors may not get back the amount originally invested. The capital invested in the fund can increase or decrease and is not guaranteed. The performance figures contained in this document relate to past performance, which should not be seen as an indication of future returns. Future returns will depend, inter alia, on market conditions, fund manager's skill, fund risk level and fees. Where overseas investments are held the rate of currency exchange may cause the value of such investments to go down as well as up. Investments in emerging markets are by their nature higher risk and potentially more volatile than those inherent in some established markets. Economies in Emerging Markets generally are heavily dependent upon international trade and, accordingly, have been and may continue to be affected adversely by trade barriers, exchange controls, managed adjustments in relative currency values and other protectionist measures imposed or negotiated by the countries and territories with which they trade. These economies also have been and may continue to be affected adversely by economic conditions in the countries and territories in which they trade. Mutual fund investments are subject to market risks, read all scheme related documents carefully.

The contents of this document may not be reproduced or further distributed to any person or entity, whether in whole or in part, for any purpose. All non-authorised reproduction or use of this document will be the responsibility of the user and may lead to legal proceedings. The material contained in this document is for general information purposes only and does not constitute advice or a recommendation to buy or sell investments. Some of the statements contained in this document may be considered forward looking statements which provide current expectations or forecasts of future events. Such forward looking statements are not guarantees of future performance or events and involve risks and uncertainties. Actual results may differ materially from those described in such forward-looking statements as a result of various factors. We do not undertake any obligation to update the forward-looking statements contained herein, or to update the reasons why actual results could differ from those projected in the forward-looking statements. This document has no contractual value and is not by any means intended as a solicitation, nor a recommendation for the purchase or sale of any financial instrument in any jurisdiction in which such an offer is not lawful. The views and opinions expressed herein are those of HSBC Asset Management at the time of preparation and are subject to change at any time. These views may not necessarily indicate current portfolios' composition. Individual portfolios managed by HSBC Asset Management primarily reflect individual clients' objectives, risk preferences, time horizon, and market liquidity. Foreign and emerging markets. Investments in foreign markets involve risks such as currency rate fluctuations, potential differences in accounting and taxation policies, as well as possible political, economic, and market risks. These risks are heightened for investments in emerging markets which are also subject to greater illiquidity and volatility than developed foreign markets. This commentary is for information purposes only. It is a marketing communication and does not constitute investment advice or a recommendation to any reader of this content to buy or sell investments nor should it be regarded as investment research. It has not been prepared in accordance with legal requirements designed to promote the independence of investment research and is not subject to any prohibition on dealing ahead of its dissemination. This document is not contractually binding nor are we required to provide this to you by any legislative provision.

All data from HSBC Asset Management unless otherwise specified. Any third-party information has been obtained from sources we believe to be reliable, but which we have not independently verified.

HSBC Asset Management is the brand name for the asset management business of HSBC Group, which includes the investment activities that may be provided through our local regulated entities. HSBC Asset Management is a group of companies in many countries and territories throughout the world that are engaged in investment advisory and fund management activities, which are ultimately owned by HSBC Holdings Plc. (HSBC Group). The above communication is distributed by the following entities: HSBC Global Asset Management MENA, which can distribute in the Middle East and North Africa region, and is a unit within HSBC Bank Middle East Limited, U.A.E Branch, PO Box 66 Dubai, UAE, regulated by the Central Bank of the U.A.E. and the Securities and Commodities Authority in the UAE under SCA license number 602004 for the purpose of this promotion and lead regulated by the Dubai Financial Services Authority. HSBC Bank Middle East Limited is a member of the HSBC Group and HSBC Global Asset Management MENA are marketing the relevant product only in a sub-distributing capacity on a principal-to-principal basis. HSBC Global Asset Management MENA may not be licensed under the laws of the recipient's country of residence and therefore may not be subject to supervision of the local regulator in the recipient's country of residence. One or more of the products and services of the manufacturer may not have been approved by or registered with the local regulator and the assets may be booked outside of the recipient's country of residence.